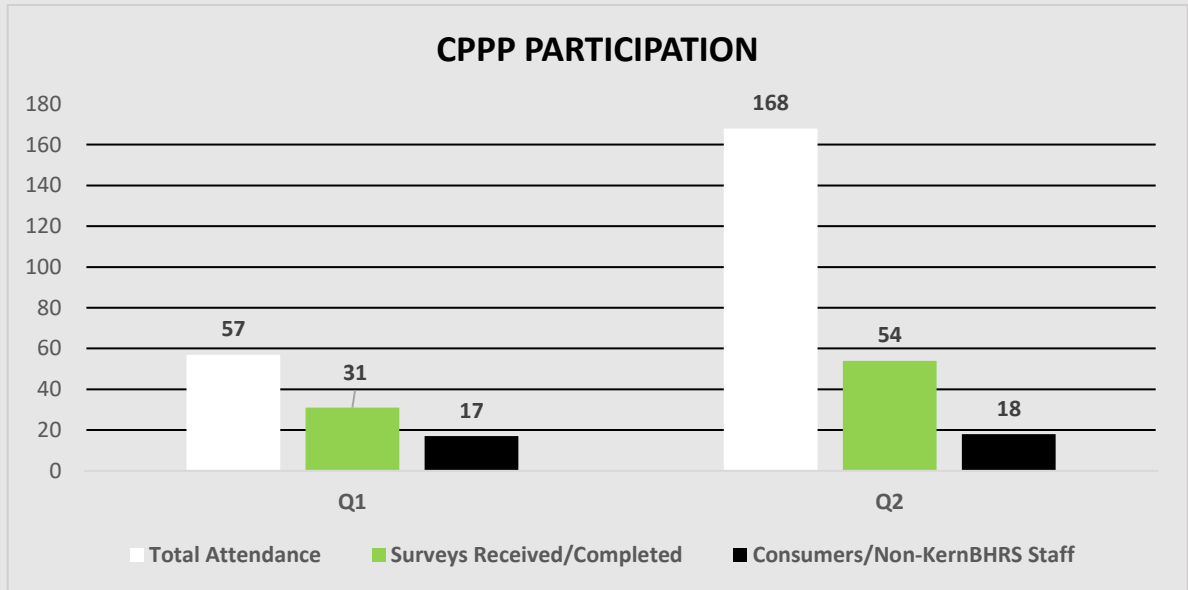




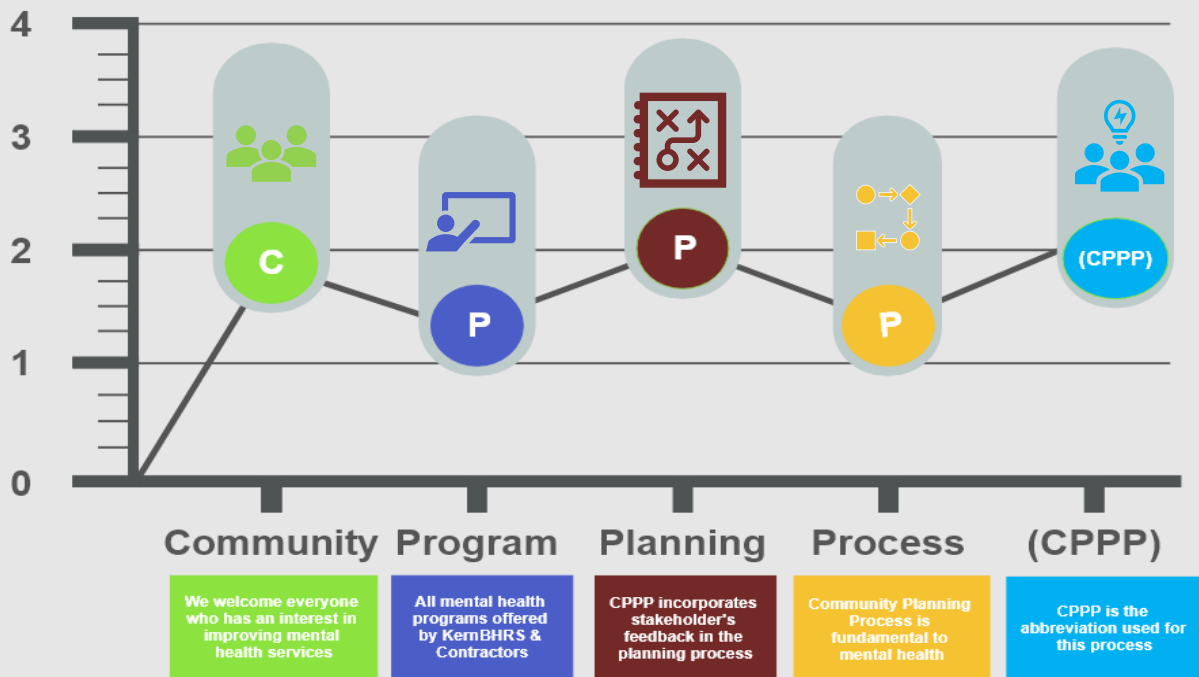
CPPP Quarterly Report: Q2 (October - December)

FY 2021 - 2022



MHSA & CPPP Mental Health Services Act

Stakeholder feedback advances the principles of Mental Health Services Act and the use of effective practices to assure the transformation of the mental health system in Kern County.



During the 2nd Quarter of FY 2021/2022, Kern County continued to stay under the state ordered quarantine due to the Covid-19 pandemic. This is the 7th Quarter our county and state operate under Covid-19 restrictions.

As reported in Q1 report, KernBHRS and MHSA had experienced changes in personnel leaving our team with several vacancies. As of the end of December 2021, our team was able to fill 3 vacancies; Juan Ortiz, Enrique Castellanos, Jr. and Cassandra M. Deras-Coker. We currently have two vacant positions and we expect to fulfill those vacancies within the next few months



Our new staff is quickly learning the MHSA Community Program Planning Process (CPPP). We will continue hosting at least **2** virtual stakeholder meetings per month as our new members are becoming familiar with our community process.

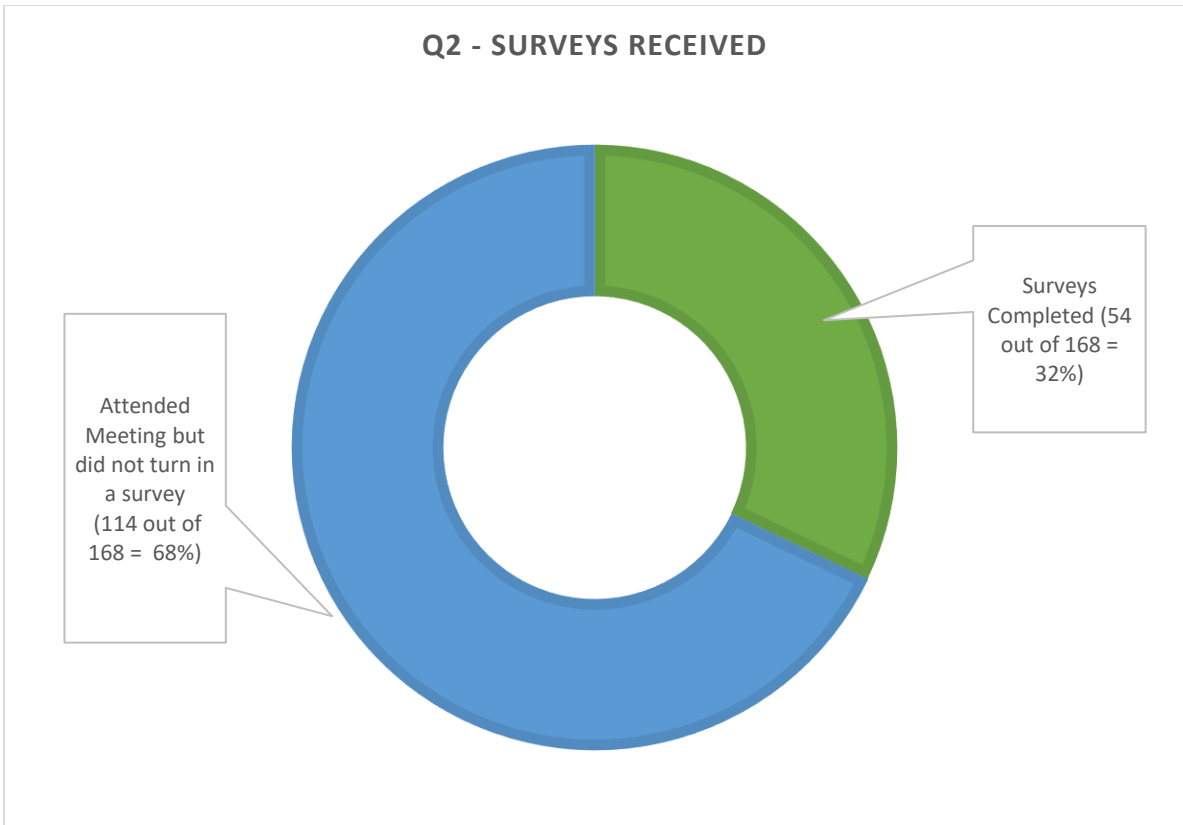
CPPP Participation

During this quarter, we provided MHSA education to **168** stakeholders (*compared to 57 in Q1*). However, not everyone responded to our request to provide feedback using our Demographic surveys; we were only able to collect data from a total of **54** participants (*compared to 31 in Q1*).

CALENDAR OF STAKEHOLDER MEETINGS DURING THE 2nd QUARTER:

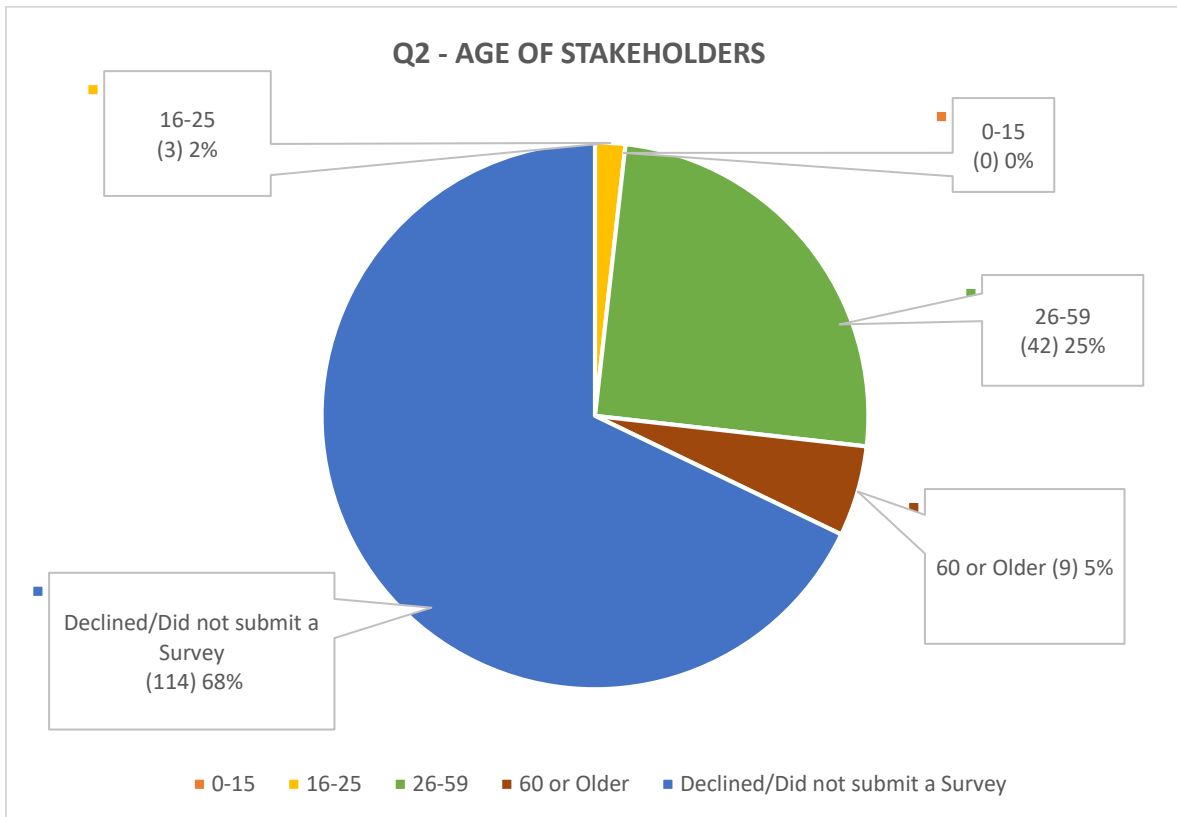
Date	Location	Time	Participants	Meeting Focus	Attendance	Surveys Received/ Completed
October 8, 2021 (Friday)	Zoom Meetings	4:00 PM	Community Forum	Innovation Projects	16	8
October 23, 2021 (Saturday)	Zoom Meetings	10:30 AM	Community Forum	Innovation Projects and IPS Program	2	2
October 26, 2021 (Tuesday)	Zoom Meetings	1:00 PM	Community Forum	REACH Rebranding & IPS Program	44	10
November 15, 2021 (Monday)	Zoom Meetings	10:30 AM	Community Forum	VSOP & WISE Programs	27	9
December 1, 2021 (Wednesday)	Zoom Meetings	1:30 PM	Community Forum	Menu of Services - Children's System of Care	50	19
December 16, 2021 (Thursday)	Zoom Meetings	12:00 PM	Community Forum	Smart911, MET, and First Responders needs	29	6
TOTALS					168	54

Q2 - SURVEYS RECEIVED

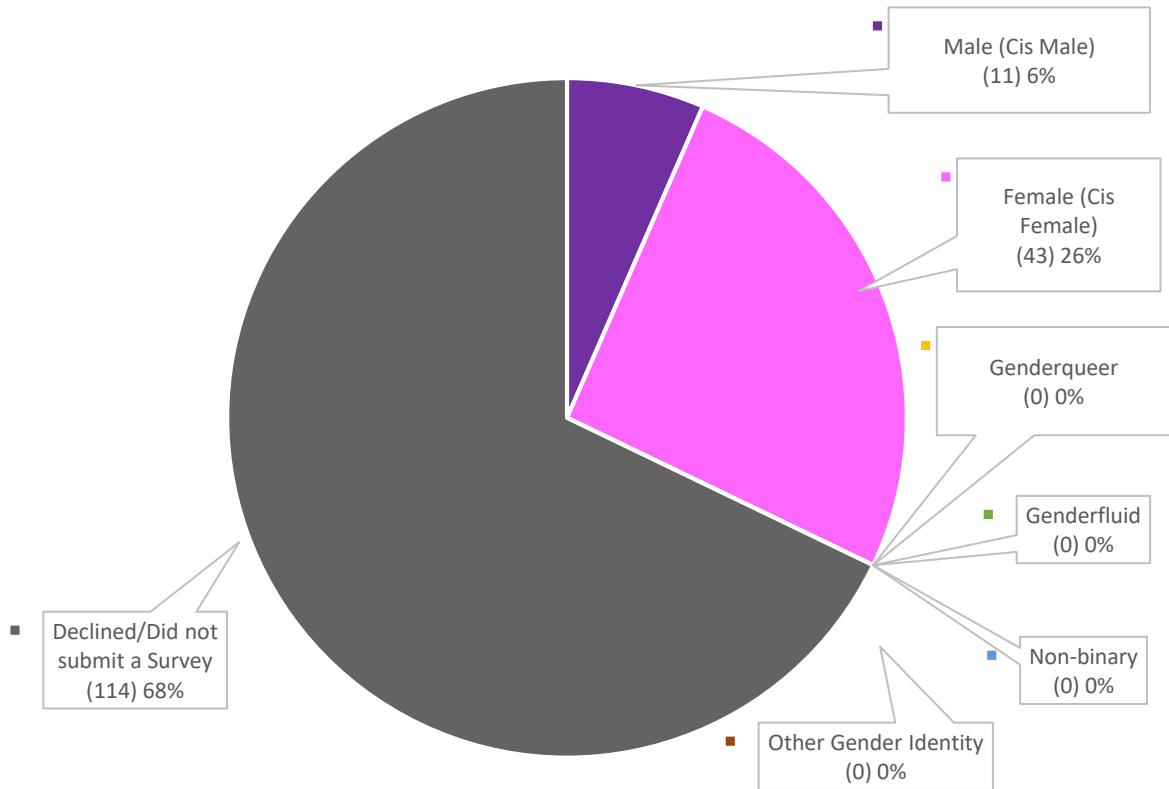


DEMOGRAPHICS

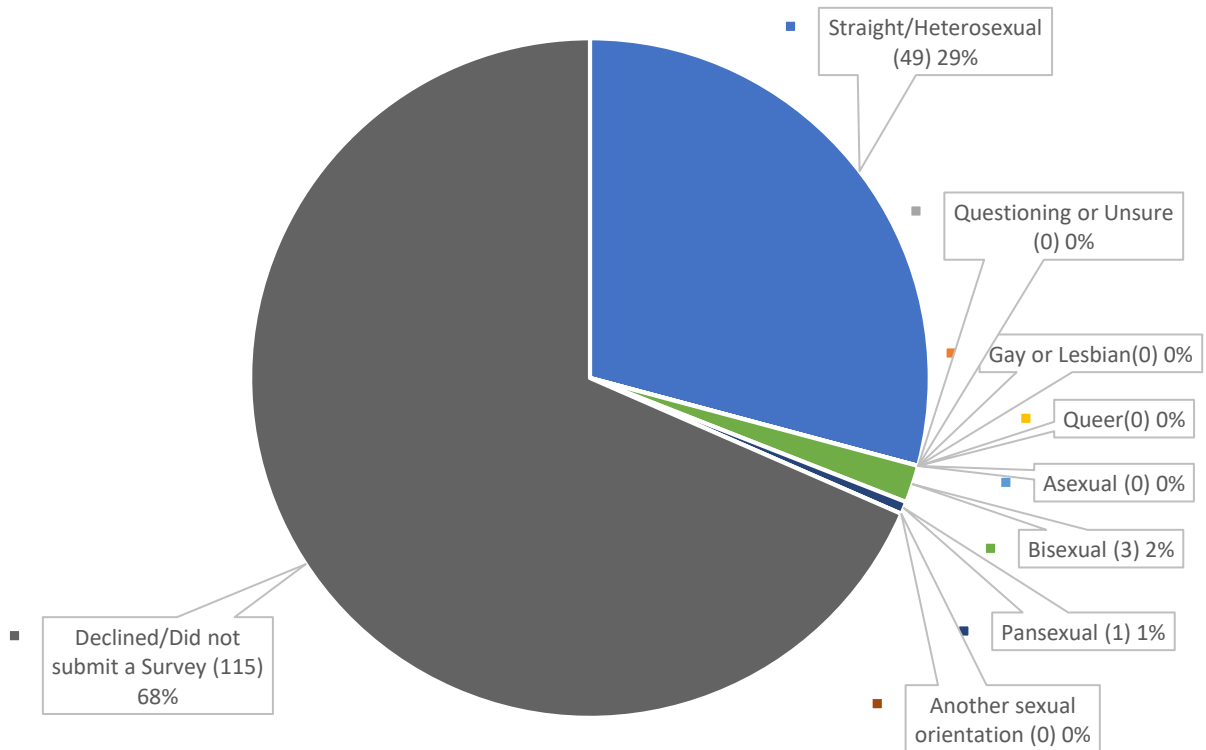
Q2 - AGE OF STAKEHOLDERS



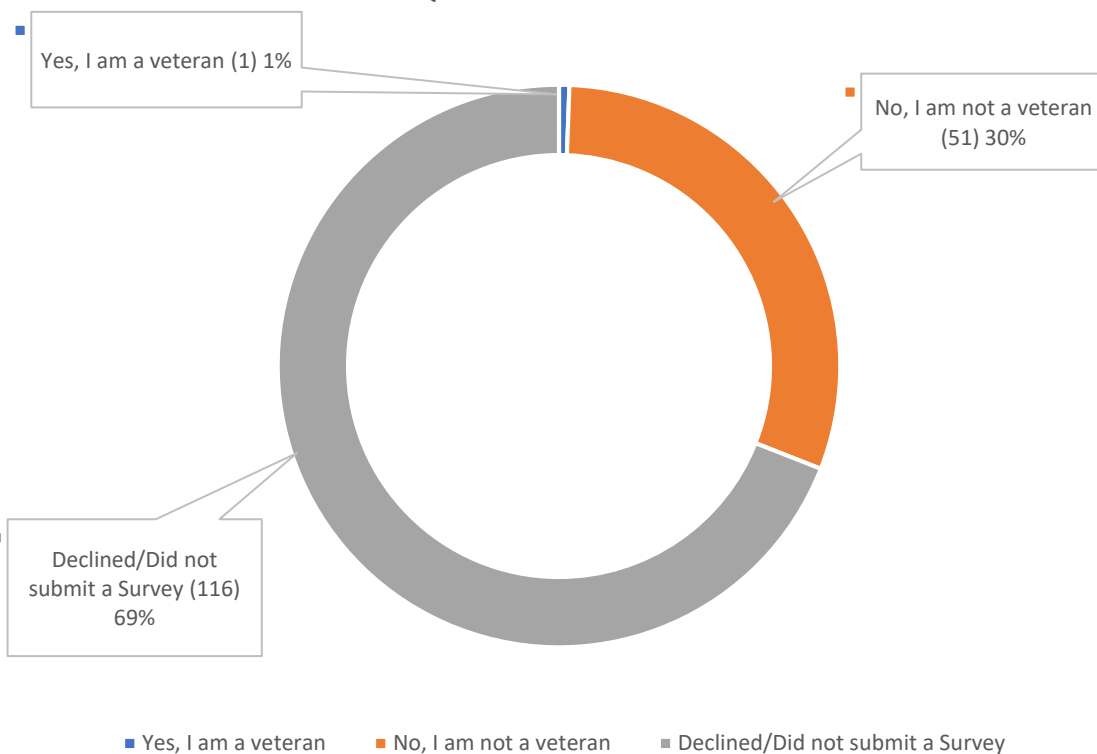
Q2 - GENDER CURRENTLY IDENTIFIED



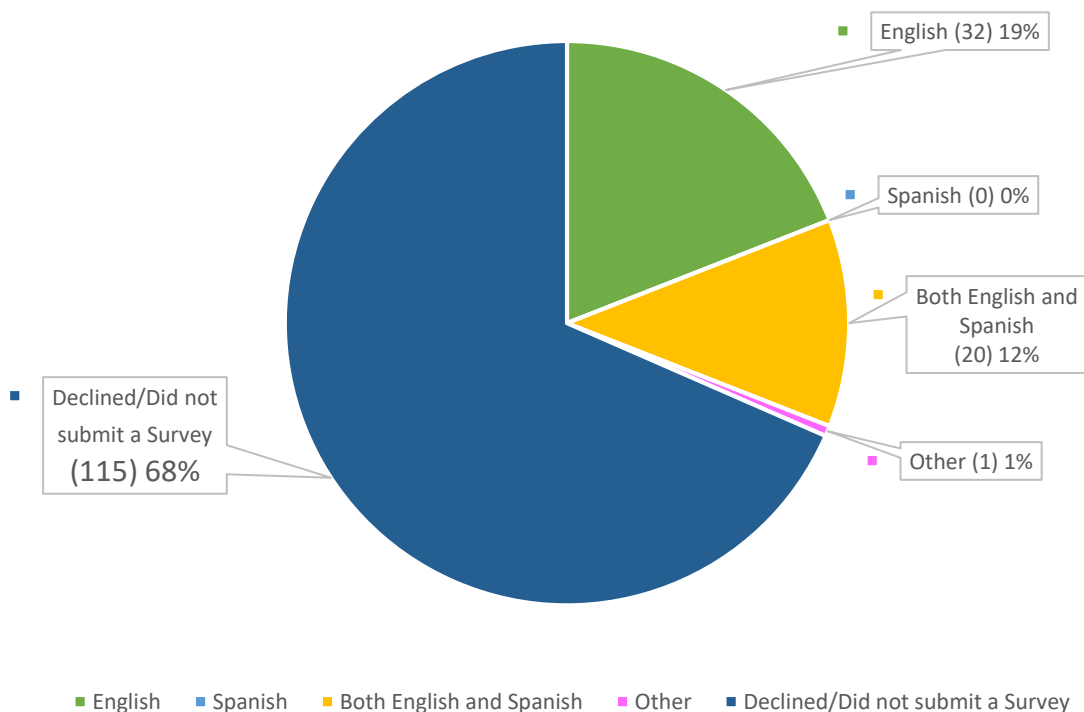
Q2 - SEXUAL ORIENTATION



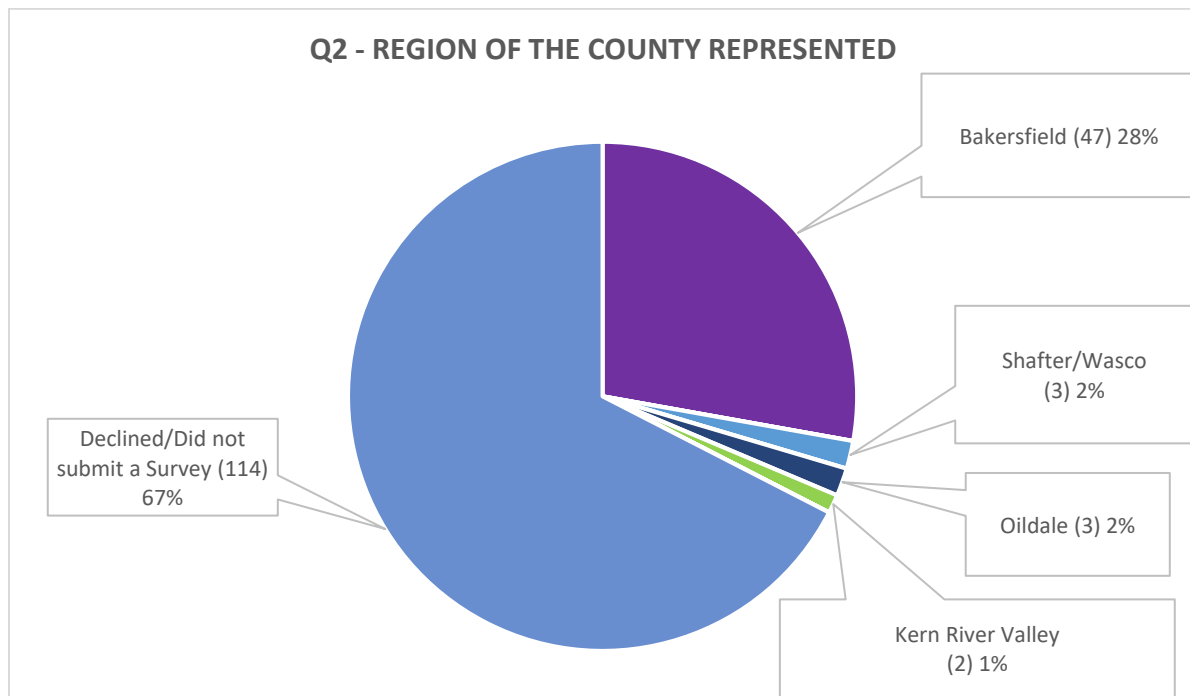
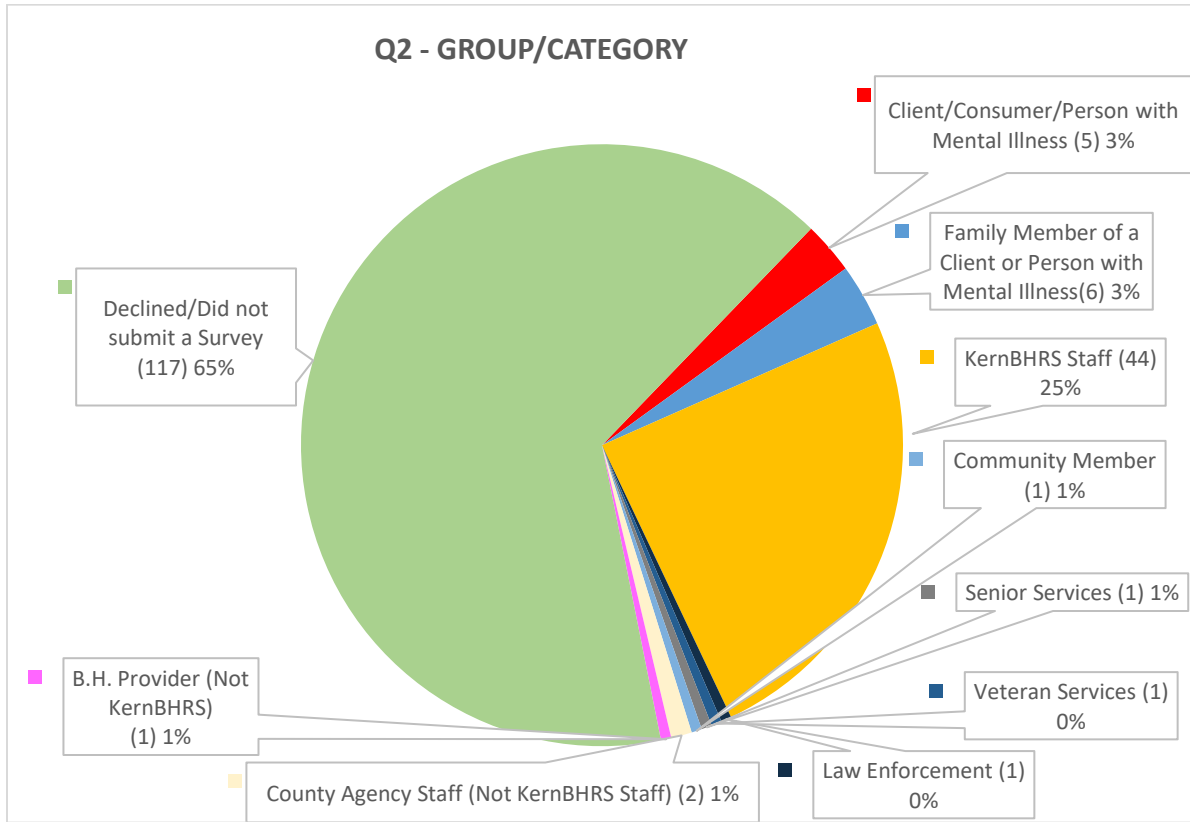
Q2 - VETERAN STATUS



Q2 - PRIMARY LANGUAGE

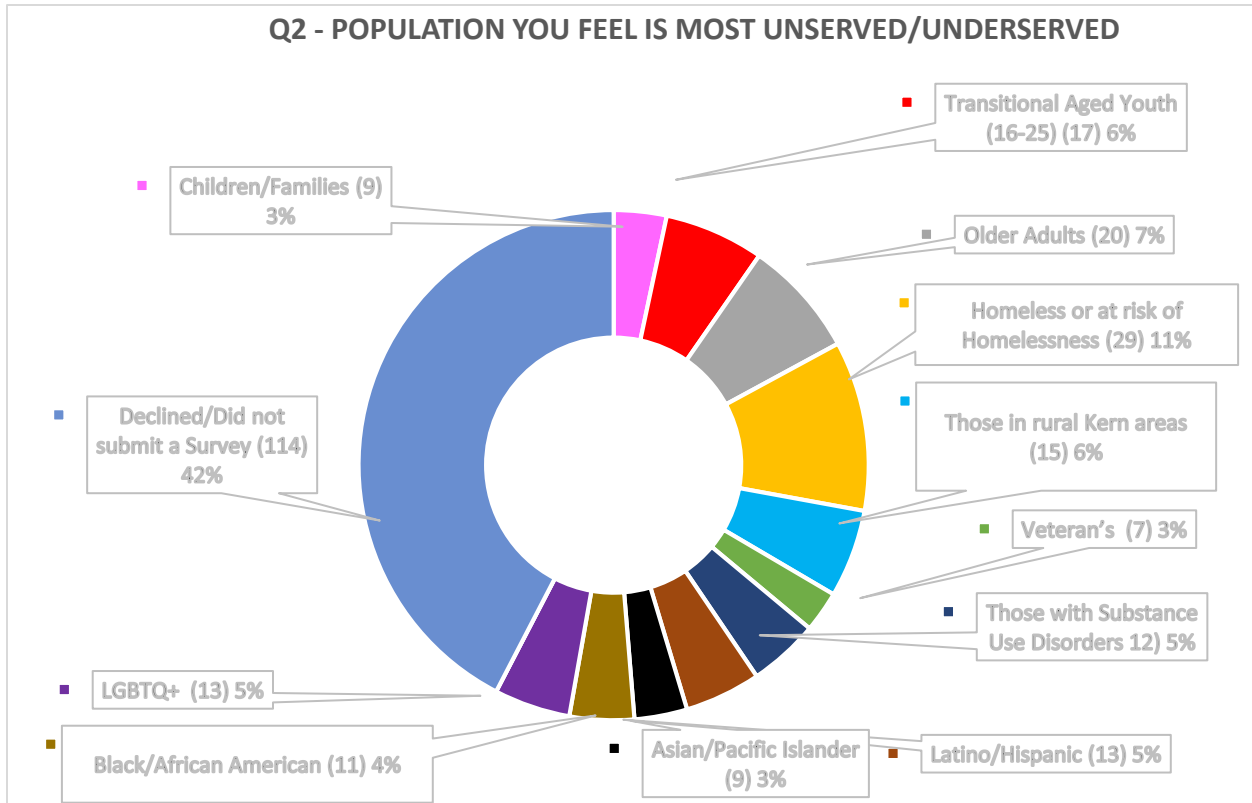


STAKEHOLDER REPRESENTATION



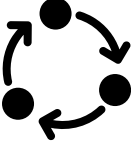







Arvin/Lamont	Bakersfield	Delano/McFarland	California City/Mojave/Rosamond	Shafter/Wasco	Buttonwillow/Lost Hills	Declined/Did not submit a Survey
0	47 (48%)	0	0	3 (2%)	0	
Oildale	Kern River Valley	Tehachapi	Ridgecrest	Taft	Frazier Park/Mountain Communities	114 (67%)
3 (2%)	2 (1%)	0	0	0	0	

STAKEHOLDER IDENTIFIED NEED



Q2 - TYPES OF SERVICES OR PROGRAMS THAT WOULD BE APPROPRIATE TO SERVE THE ABOVE POPULATION

 <p>Declined/Did not submit a survey 114 (36.0%)</p>	 <p>Early Intervention 41 (12.9%)</p>	 <p>Prevention 33 (10.4%)</p>	 <p>Outreach for Recognizing the Early Signs of Mental Health 33 (10.4%)</p>
 <p>Stigma and Discrimination Reduction 33 (10.4%)</p>	 <p>Access and Linkage to Care 25 (7.9%)</p>	 <p>Intensive Outpatient Treatment 20 (6.3%)</p>	 <p>Peer-Based Services 18 (5.7%)</p>

Q2. Stakeholder Cumulative Data					
Age Groups:			Sexual Orientation:		
0-15	0	0.0 %	Straight/Heterosexual	49	29.2%
16-25	3	1.8 %	Gay or Lesbian	0	0.0%
26-59	42	25.0%	Questioning	0	0.0%
60 or Older	9	5.4%	Queer	0	0.0%
Declined/Did not submit a survey	114	67.9%	Asexual	0	0.0%
Gender assigned at birth:			Bisexual	3	1.8%
Male	11	6.5%	Pansexual	1	0.6%
Female	43	25.6%	Another sexual orientation	0	0.0%
Intersex	0	0.0%	Declined/Did not submit a survey	115	68.5%
Declined/Did not submit a survey	114	67.9%	Race:		
Gender Currently Identified with:			Asian	0	0.0%
Male (Cis Male)	11	6.5%	Native Hawaiian/Pacific Islander	3	1.8%
Female (Cis Female)	43	25.6%	Black/African American	4	2.4%
Transgender/other	0	0.0%	Latino/Hispanic	17	10.1%
Genderqueer	0	0.0%	Tribal/Native American	3	1.8%
Non-binary	0	0.0%	White/Caucasian	20	11.9%
Questioning or Unsure	0	0.0%	Two or More Races	3	1.8%
Other Gender Identity	0	0.0%	Tribe:	0	0.0%
Transgender/other	0	0.0%	Declined/Did not submit a survey	118	70.2%
Declined/Did not submit a survey	114	67.9%	Ethnicity:		
Disability:			African	3	1.8%
Vision	0	0.0%	Asian Indian/South Asian	0	0.0%
Hearing, or difficulty understanding speech	1	0.6%	Cambodian	0	0.0%
Mental/Cognitive (excludes behavioral)	0	0.0%	Chinese	0	0.0%
Mobility/Physical	1	0.6%	Eastern European	3	1.8%
Chronic Medical illness	4	2.4%	Korean	0	0.0%
None	25	14.9%	Middle Eastern	0	0.0%
Declined/Did not submit a survey	137	81.5%	Vietnamese	0	0.0%
Veteran Status:			European	5	3.0%
Yes, I am a veteran	1	0.6%	Filipino	0	0.0%
No, I am not a veteran	51	30.4%	Japanese	0	0.0%
Declined/Did not submit a survey	116	69.0%	Caribbean	0	0.0%
Primary Language:			Central American	2	1.2%
Only English	32	19.0%	Mexican/Mexican American/Chicano	19	11.3%
Only Spanish	0	0.0%	Puerto Rican	0	0.0%
Both English and Spanish	20	11.9%	South American	0	0.0%
Other language	1	0.6%	Two or more ethnicities	4	2.4%
Declined/Did not submit a survey	115	68.5%	Other:	0	0.0%
			Declined/Did not submit a survey	132	78.6%

Group/Category:			Population you feel is most unserved/underserved in the above-mentioned community:		
Client/Consumer/Person with Mental Illness	5	2.8%	Children/Families	9	3.3%
Family Member of a Client or Person with Mental Illness	6	3.4%	Transitional Aged Youth (16-25)	17	6.3%
Kern BHRS Staff	44	24.6%	Older Adults	20	7.4%
Law Enforcement	1	0.6%	Homeless or at risk of Homelessness	29	10.8%
Veteran Services	1	0.6%	Those in rural Kern areas	15	5.6%
Senior Services	1	0.6%	Veterans	7	2.6%
Education/Schools	0	0.0%	Those with Substance Use Disorders	12	4.5%
Community Member	1	0.6%	Latino/Hispanic	13	4.8%
County Agency Staff (Not Kern BHRS Staff)	2	1.1%	Asian/Pacific Islander	9	3.3%
Behavioral Health Provider (Not Kern BHRS Staff)	1	0.6%	Black/African American	11	4.1%
Medical Care Provider	0	0.0%	LGBTQ+	13	4.8%
Other	0	0.0%	Other	0	0.0%
Declined/Did not submit a survey	117	65.4%	Declined/Did not submit a survey	114	42.4%
Region of the County you are most involved:			Please indicate the types of services or programs that would be appropriate to service the above-mentioned population:		
Arvin/Lamont	0	0.0%	Prevention	33	10.4%
Bakersfield	47	27.8%	Early Intervention	41	12.9%
Delano/McFarland	0	0.0%	Outreach for Recognizing the Early Signs of Mental Illness	33	10.4%
California City/Mojave/Rosamond	0	0.0%	Stigma and Discrimination Reduction	33	10.4%
Shafter/Wasco	3	1.8%	Access and Linkage to Care	25	7.9%
Buttonwillow/Lost Hills	0	0.0%	Peer-based services	18	5.7%
Oildale	3	1.8%	Intensive Outpatient Treatment	20	6.3%
Kern River Valley	2	1.2%	Declined/Did not submit a survey	114	36.0%
Tehachapi	0	0.0%			
Ridgecrest	0	0.0%			
Taft	0	0.0%			
Frazier Park/Mountain Communities	0	0.0%			
Declined/Did not submit a survey	114	67.5%			